

Wall 1975-76 painted wall plaster

Plaster from M13 'put'

keying on back diamond pattern.



rubblings sent to:

Chester for comparison.

painted layer wafer thin - some pieces have disintegrated, difficult to clean & conserve.

non-geometrical: ~~but~~ bullrushes.

Green painted when plaster dry so flakes away from brown under.

paint applied in layers ~~in~~

mainly geometrical designs:


1. wide and narrow red stripes on cream - some re-skimmed and overpainted with dark blue.
2. green and yellow thin stripes on cream not overpainted.
3. red stripes and freehand patterns on yellow
4. blue stripes and large blue areas.
5. large cream areas.
6. various freehand geometrical & naturalistic designs on cream.

~~XXXXXXXXXXXX~~  
1. arde with star MUSEUM

red ring enclosing yellow disc. with thin blue ring inside surrounding blue star.

green leaves branching horizontally. from red ring

2 pieces with above pattern but yellow leaves.



total diameter  $\approx$  ~~10 cm~~ 10 cm

inner diameter  $\approx$  ~~7 cm~~ 7 cm

star  $\approx$  ~~4 cm~~ 4 cm

leaves  $\approx$  ~~3 cm~~ 3 cm.

2. yellow leaves. MUSEUM

1 piece: leaves pass 5 cm from blue + green ring  
incised line forms centre  $\approx$   $\frac{c}{p}$

3. green leaves. unincised central axis MUSEUM

1 piece: leaves pass 5 cm from blue + green ring  
1 pto.

4 flower.

i large red and green flower enclosed by ~~yellow~~<sup>brown</sup> ring.



Diameter 17 cm from museum reconstruction

petals 5cm

ii large red + blue flower, blue centre, orange sepals  
MUSEUM



petals 5cm

dots 1cm


centre 1.5cm.

iii small red + green flower inside green ring

BBB at 3cm.

petals 2.5cm.

Diameter  $\approx$  14cm.



iv blue ring enclosing green disc

with red + orange flower



petals 2 cm

Diameter  $\approx$  13 cm.

v. blue ring enclosing green disc with red + green flower



petals 2 cm

Diameter unknown

5 yellow with red curvilinear patterns and blue parallel stripes. Museum

i with red border: - 0.5 cm red stripe with red ~~border~~ beyond.

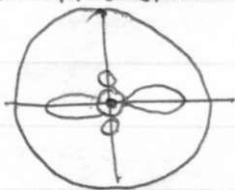
ii red margin and blue:

iii ~~blue margin~~ blue margin 0.75 gap and red enclosed by blue.

iv. blue margin 0.75 gap green enclosed by blue.



6. blue leaf pattern enclosed by blue ~~green~~ ring.  
 green ring 1.5 cm distant.  
 diameter 14.5 cm.



incised lines stop at  
 circle?

hole in centre dot.

diameter = 14.5 cm

centre 0.75 cm

petals 4.5 cm

small petals 0.5 cm.


hole 0.2 cm at intersection.

7. Pink ground with wide 2 cm ~~stripes~~ green  
 stripe, ~~thin~~ green stripe 7 cm distant.

8. Pink with blue, red, yellow dots. some are  
 petal-shaped but do not form flowers.  
 red stripes on pink part of same pattern?

9. yellow with blue + red dots large + small

10. 4cm green ring with orange dots outside  
1 piece: large green leaves.



Diameter ~~was~~ about 27 cm  
no complete rings

11. green ground with yellow stripes  
0.75 stripe with thin stripe at 2 cm.

12. ~~yellow sometimes bordered with thin~~  
~~green line~~ yellow, 42 cm space 1.5 cm green  
stripe, space yellow.

13. yellow bordered by ~~the~~ blue line 1 cm space  
green bordered by blue line

14. green leaves branching off large red stem  
or red area.



check measurements


Some pieces have thin pale pink line outside red

1 corner piece



leaves  $\approx$  4 cm

15 orange ~~orange~~ disc with blue ring, large yellow ~~leaves~~ petals with red stalks, green dots inside.



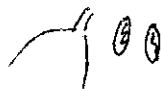
petals  $\approx$  7 cm

diameter  $\approx$  10 cm

1 piece: ends of petals touch red



1 piece: blue dots near stems


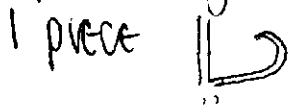


16. i pale green-yellow BBB



diameter  $\approx$  1.5 cm.

1 piece: 2 yellow stripes 6 cm apart.



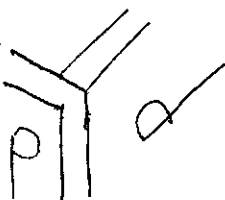
17. Blue BBB with red stripe



stripe  $\approx$  1 cm

blows  $\approx$  1 cm

1 corner



18. large red and thin blue stripes on cream.

large red  $\approx$  2 cm

8 blue at 2.5 cm distance.

1 piece: blue line runs 5 cm from large red area / stripes.

1 piece blue + red turn into 3 cm red stripe at approx  $135^\circ$ .



19. large red and thin blue stripes on yellow  
3 cm red stripe blue 7 cm distant.

20 'BBB' red stripe with thin red line with  
regular blobs each blob outlined with yellow  
continuous semi-circles. museum.



wide stripe = 1.5 cm.

distance = 3 cm

blobs . 2 cm 2.5 cm apart.


right-angled and approx  $135^\circ$  corners with  
blob pattern on both sides

1 piece has uncut line running perpendicular  
to design. rule

2 pieces: BBB runs ~~into~~ into red 1 cm line at  
 $\approx 150^\circ$



2 pieces blobs on wide red stripe





1 piece green ring + disc 3.5 um from BBB




## 21. Red and yellow rings

Various diameters belonging to various patterns.

- i: small rings: star pattern.
- ii: large rings: red + green flower pattern. 3.5 cm  
width of red ring varies.
- iii: part of "i"? red ring space yellow. 
- iv: " " " " " " red ring space red + yellow 
- v: yellow ring outside red.


## 22. Blue patterns.

Mixed box of identifiable pieces.

i AS MUSEUM: green stripe space, green  
stripe with green + red pattern   
in museum this borders

red + yellow curvilinear pattern no 5.

ii Cream with rough blue stripe the whole covered  
with red dots no bigger than 0.4 cm  
cream with red and blue dots.

iii pale green ground. Blue stripe space 0.8 cm green  
bordered by blue. 1 piece:  -okg.

Box 24

iv: green spikes outlined in yellow - green yellow applied first + green over inside yellow ie red dots run up centres.



v: 3.3 cm red stripe bordered on both sides by blue stripe. pale blue 0.7 cm stripe blue bordering sides of yellow with green patterns or yellow with green painted over, stripe of 4 cm border 0.6 cm pale blue stripe then blue border for something else ie does pattern repeat or is it border for this sequence. Paint applied in layers and when chipped both red & yellow appear below. Box 2.3

vi red 0.5 space thinly painted with pale blue, blue bordering green stripe, perhaps pale green with darker green pattern.

vii blue line with dashes ~~---~~

1.6 long 0.4 long 1.0 apart

viii ~~wide~~ wide bright green disc

ix ~~1.0~~ apart green with small blue patterns

x dark blue thin stripe wide stripe + circles

xi blue border green interior

xii red circles outside blue stripe.



~~23~~ 23: red and green stripes see 22 v.

24. blue and green stripes see 22 iii

25 Blue and green rings. Blue ring enclosing green ring of 4 cm 2 cm gap thin blue ring belongs to green and red flower museum pattern.

green leaves: 1 piece has orange blades - flag  
- prouts 7 cm from g.l.





XIII green bordered by blue. red runs off at  
180° blue line at 0.7 cm from red + blue.  
enclosing yellow

